

PURSUIT BORE SIGHTER INSTRUCTIONS

WARNING: BE CERTAIN THAT THE GUN IS NOT LOADED, THE ACTION IS OPEN, AND THE MUZZLE IS POINTED IN A SAFE DIRECTION. SAFE GUN HANDLING PROCEDURES MUST BE USED AT ALL TIMES.

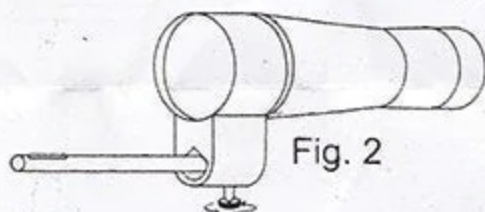
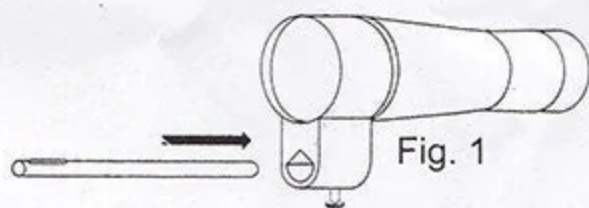
1. SCOPE MOUNTING

With the rings already installed onto the firearm, separate the upper section of the rings by removing the screws. Place the scope onto the the bottom halves of the ring. Replace the top loosely do not tighten. Rotate the scope to position the elevation turret on top of the scope (vertical). Look at an object through the scope, adjust the eye relief by sliding it back and forth until the correct eye relief distance is achieved. Tighten the set screws on top halves of the rings.

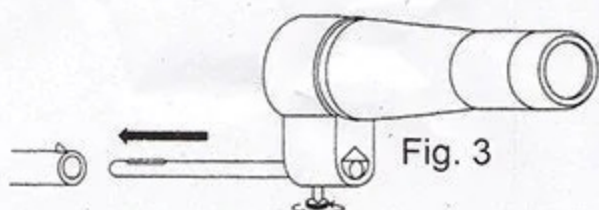
2. ATTACHING THE BORESIGHTER TO FIREARM MUZZLE

Select the appropriate bore arbor from the kit by selecting caliber indicated next to each arbor and insert the notched end into the boresighter. Hand tighten the locking screw to attach firmly the boresighter (Fig. 1 and 2).

CAUTION: If the bore stud does not insert easily, remove and verify that the correct caliber of stud is being used.

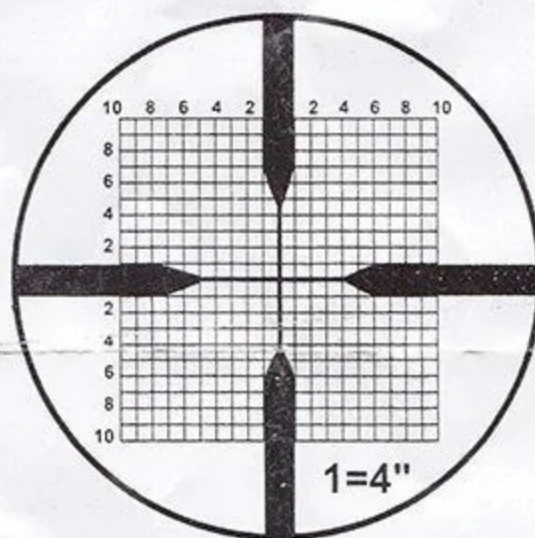


Insert the other end of the stud into the muzzle (Fig 3)



3. PRE-ZEROING WITH THE BORESIGHTER

If necessary, rotate the boresighter until the grid lines match vertically and horizontally with the reticle vectors. Remove the windage and elevation caps (if necessary). Adjust the windage and elevation turrets until the crosshairs line up with the center of the boresighter's Grid. Each division on the grid is equal to 4 M.O.A. or inches at 100 yards. Pre-zeroing the scope is now complete. Remove the boresighter and bore stud from the barrel and secure it in the supplied case.



WARNING: BE CERTAIN THAT THE BORE STUD HAS BEEN REMOVED FROM BARREL. FAILURE TO DO SO MAY RESULT IN INJURY OR DEATH TO THE SHOOTER OR BYSTANDERS.

At an approved range or other safe area, complete the zeroing procedures indicated in your scope and firearm instruction manual.

CAUTION: Eye and ear protection is strongly recommended. Safe gun handling procedures must be used at all times.

The Pursuit Boresighter is designed to save you time and money by allowing you to pre-zero the scope. Final steps in zeroing should be done at the range. This kit covers the most popular calibers in the market so you can use it to zero different rifles, pistols, shotguns, and muzzleloaders.